

Scotland's Census 2022

East Ayrshire Results

Scotland's Census is the official count of the country's population, conducted every ten years by National Records of Scotland (NRS). It gathers detailed information about people living in Scotland, including their age, gender, ethnicity, education, employment and household composition. This data is used by government, councils and other organisations to plan services like health, education, housing, and transport, ensuring that resources are allocated based on population needs. It's a key source for understanding trends over time.

The most recent census in Scotland was held in 2022. The 2022 Census was originally scheduled for 2021; however it was postponed due to the Covid-19 Pandemic.

The Census took place between 28th February and 1st June 2022. The results of Scotland's Census offer a detailed and accurate snapshot of the Scottish nation.

Direct access to the Census results can be found at [Home | Scotland's Census \(scotlandscensus.gov.uk\)](#)

Data specifically relating to Sexual Orientation and Transgender History in East Ayrshire can be accessed [here](#)

Sexual Orientation and Transgender Status or History

Transgender Status or History

The 2022 Census included a new question about transgender status, allowing respondents aged 16 and over to voluntarily declare whether they identified as transgender or had a transgender history. Transgender or trans is a term used to describe people whose gender is not the same as the sex they were assigned at birth.

In East Ayrshire, 5.5% of respondents opted not to answer this question. At a national level, 5.9% of respondents chose not to answer. Of those who answered in East Ayrshire, 0.3% or 255 people identified as transgender or having a transgender history.

The census also collected data on the different categories of transgender identity. In East Ayrshire, the largest proportion of transgender people identified as non-binary (34.9%), followed by those who did not specify a category (29%).

East Ayrshire has a significantly higher proportion of transgender people who did not specify their status or history in comparison to the national result, and subsequently a lower proportion of non-binary identifying people. Comparison with national results is demonstrated in figure 1.

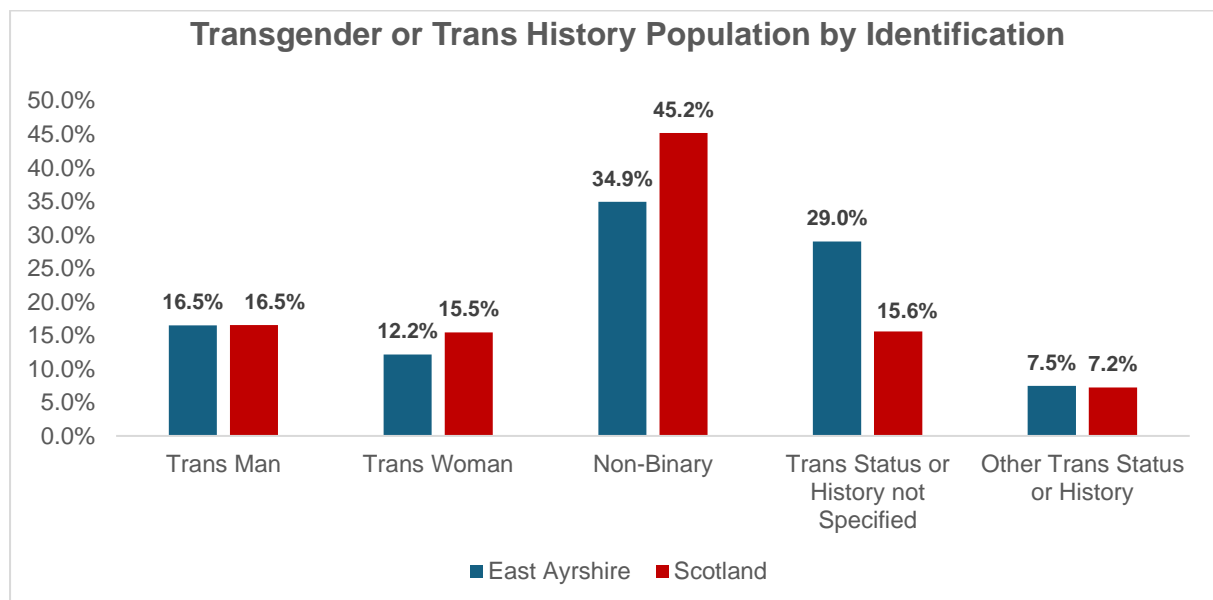


Figure 1: Transgender or Trans history population by identification (Census 2022)

Transgender Age Breakdown

Figure 2 demonstrates how the number of trans people varied across age groups. There were more trans people in younger age groups than in older groups. 39.6% of people in East Ayrshire who identified as transgender or having trans history were in the 16-24 age bracket. This was also reflected nationally.

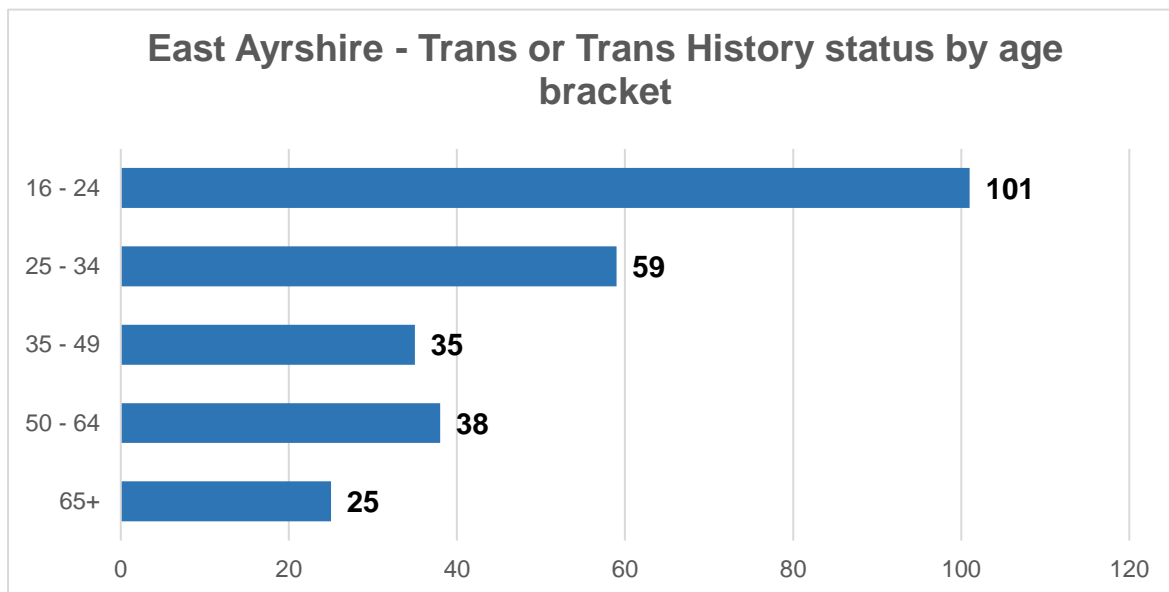


Figure 2: Transgender or Trans history identifying individuals in East Ayrshire by age brackets (Census 2022)

Similarly, when considered as a percentage of the total population, the largest concentration of transgender identifying people in East Ayrshire was within the 16-24 age group (0.9%), with the smallest proportion among those aged 65+ (0.1%).

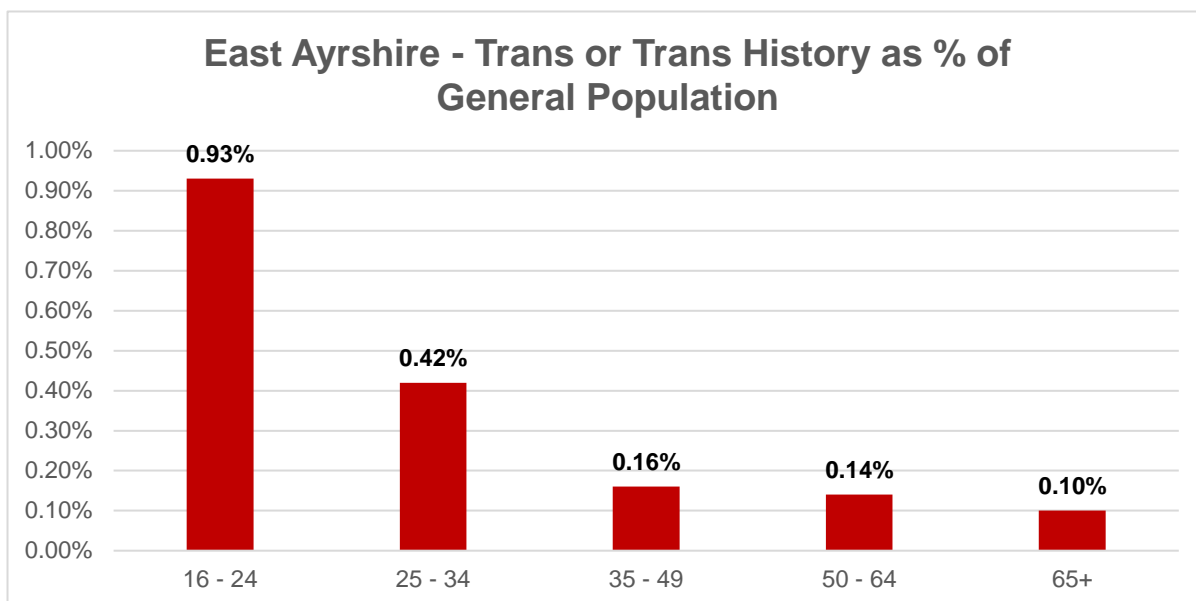


Figure 3: The percentage of Trans or Trans history identifying individuals in relation to the general population, within their respective age bands (Census 2022)

Sexual Orientation

The 2022 census also included, for the first time, a question on sexual orientation. Sexual orientation is an umbrella term used to cover sexual identity, attraction and behaviour. The term sexual orientation may mean different things to different people. To reflect the Scottish census report, LGB+ will be used to shorthand the description of individuals who identify as “gay or lesbian”, “bisexual” or “other sexual orientation”.

This question is also voluntary. In East Ayrshire, 7.5% of those aged 16+ chose not to answer. To reflect official Census reporting and to allow for comparative analysis, the below figures are calculated using the overall population (aged 16 and over), not just those who answered the sexual orientation question.

89.8% of people in East Ayrshire identified as heterosexual/straight, slightly higher than the national average of 87.8%. 2.7% of people identified as LGB+ (lesbian, gay, bisexual, or other sexual orientation), lower than the Scottish average of 4%.

Figure 4 highlights the number of people in East Ayrshire in 2022 who identified as LGB+ and the orientations that they identified with.

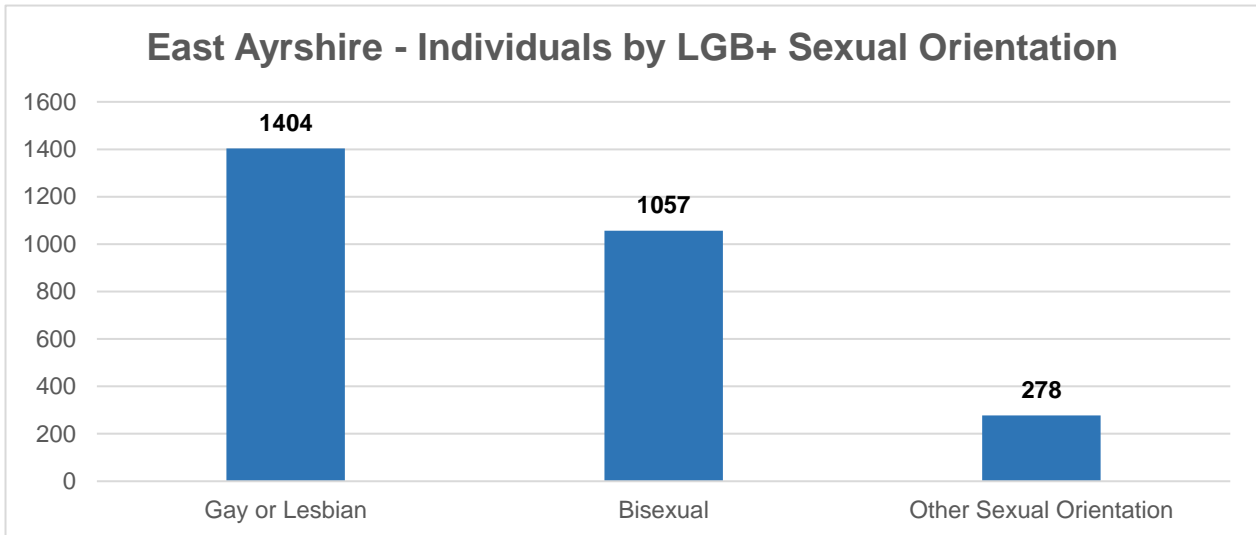


Figure 4: Individuals identifying as LGB+ sexual orientations (Census 2022)

Age Distribution of LGB+ Population

In East Ayrshire’s LGB+ community, the 25-34 age group contained the largest proportion (32.3%) of people, closely followed by the 16-24 age group (29.4%). This means that nearly half of all LGB+ people are under 35. This trend is also seen in the national results.

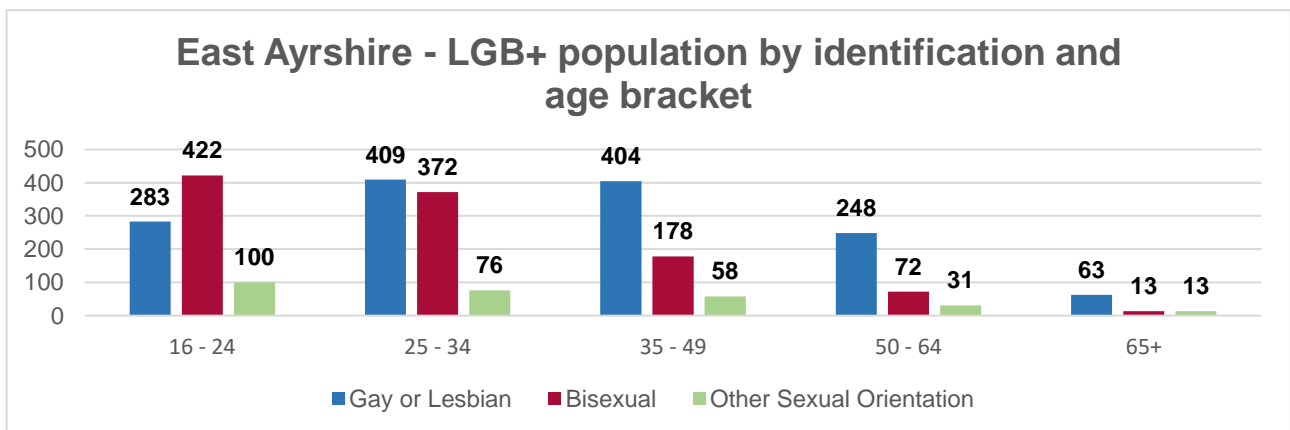


Figure 5: LGB+ population by identification and age bracket (Census 2022)

The 16-24 age group had the highest percentage of LGB+ individuals relative to the total population (7.4%). The percentage steadily decreased with age, reaching 0.35% of people in the 65+ age group.

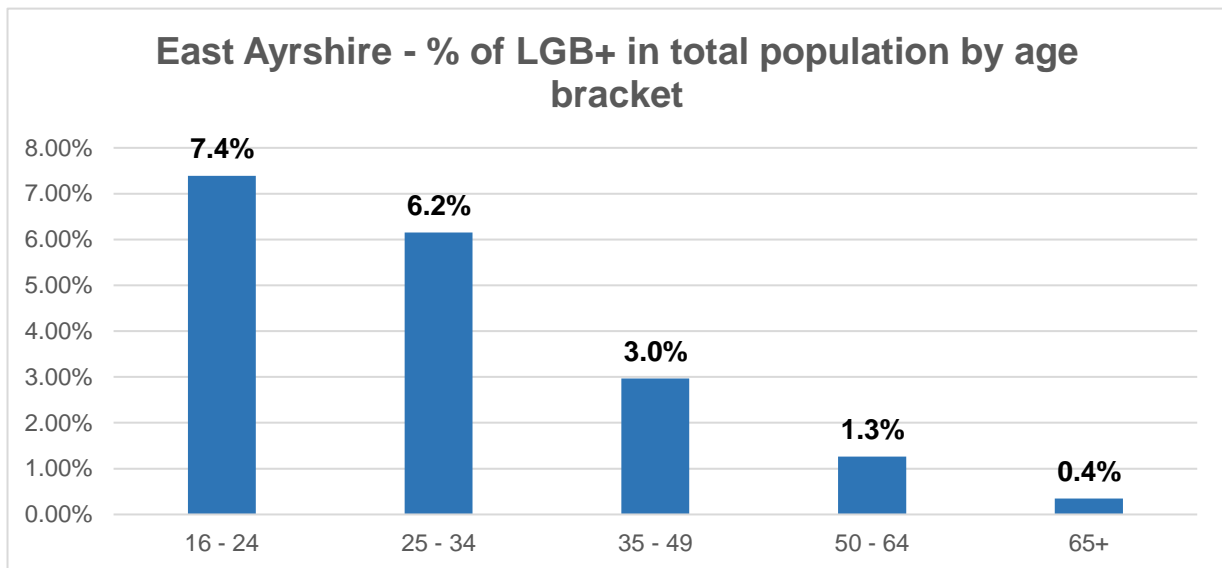


Figure 6: Percentage of LGB+ individuals within the total population by age bracket (Census 2022)

Sex Distribution of LGB+ Population

In East Ayrshire, 60.1% of LGB+ people were female, whilst 39.9% were male. This is similar to the national trend (58.4% female, 41.6% male). However, more men identified as gay, whilst significantly more women identified as bisexual. Again, this was mirrored in the national results.

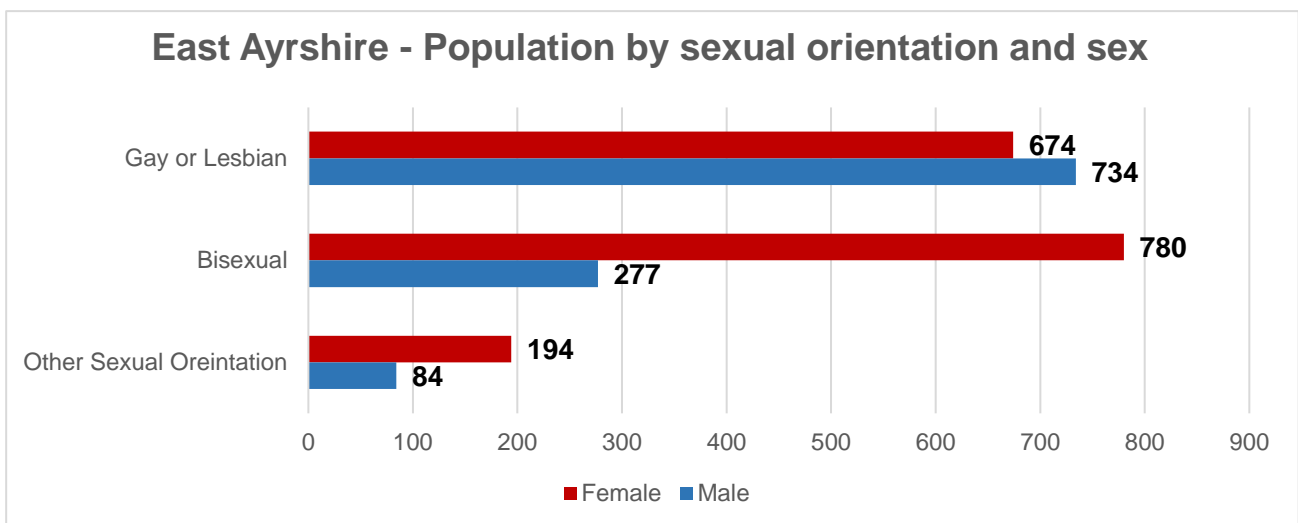


Figure 7: Population by LGB+ sexual orientation and sex (Census, 2022)

Breaking this down by age, females made up the majority of LGB+ individuals under 49, accounting for 63.2% of that group. The largest proportion of female LGB+ individuals was in the 16-24 age group (70.2%), whilst the majority of male LGB+ individuals were in the 50-64 age group (53.6%).

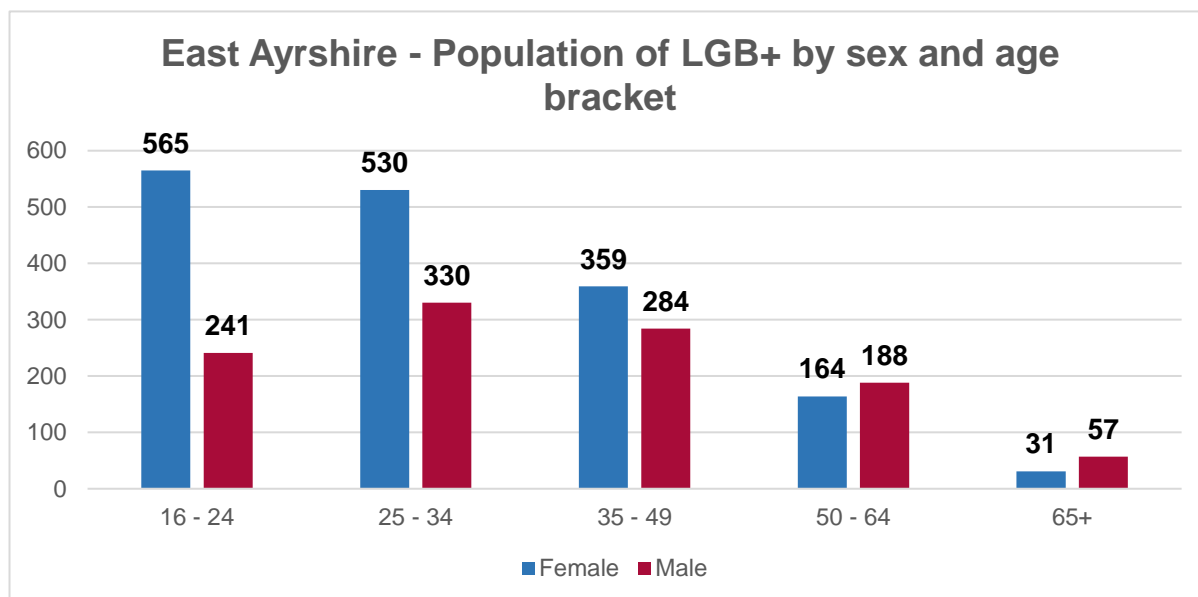


Figure 8: Population of LGB+ individuals by sex and age bracket (Census, 2022).



The inclusion of questions on sexual orientation and transgender status in the 2022 Census provides essential data that will help inform policies and services aimed at fostering inclusivity and meeting the diverse needs of East Ayrshire’s population.

For further information on this topic, please visit [Scotland's Census](https://www.scotlandscensus.gov.uk).

For questions around this data, please contact kara.heron@east-ayrshire.gov.uk.

For questions around East Ayrshire’s work on Population and Demography, please contact amy.fraser@east-ayrshire.gov.uk.