

# Scotland's Census 2022

## East Ayrshire Results

Scotland's Census is the official count of the country's population, conducted every ten years by National Records of Scotland (NRS). It gathers detailed information about people living in Scotland, including their age, gender, ethnicity, education, employment and household composition. This data is used by government, councils and other organisations to plan services like health, education, housing, and transport, ensuring that resources are allocated based on population needs. It's a key source for understanding trends over time.

The most recent census in Scotland was held in 2022. The 2022 Census was originally scheduled for 2021; however it was postponed due to the Covid-19 Pandemic.

The Census took place between 28<sup>th</sup> February and 1<sup>st</sup> June 2022. The results of Scotland's Census offer a detailed and accurate snapshot of the Scottish nation.

Direct access to the Census results can be found at [Home | Scotland's Census \(scotlandscensus.gov.uk\)](#)

Detailed information about Housing in East Ayrshire can be accessed [here](#)

## Housing

### Tenure: Owning or Renting

Census data on tenure describes whether a household rents or owns the accommodation they live in.

The census figures in this section are counts of households (groups of people). They are not counts of the accommodation (actual houses, flats, etc.), and they do not include empty properties.

The 2022 census counted 55436 households in East Ayrshire with at least one occupant, a 2.8% increase (1517 households) since 2011. Of these households, 63.5% were owned, 35.3% were rented and 1.2% were rent free. This distribution is similar to the national results, where 63.2% of households owned their homes, 35.4% rented and 1.4% were rent free.

Of the owned households in East Ayrshire in 2022, over half (53.6%) were owned outright, an increase from 42.1% in 2011. Census data suggests this is related to our aging population. Homeowners in older age groups are likely to have had longer to pay off their mortgage. Similarly, there has been a decrease in the number of households who own with a mortgage. This is related to the increase in households owning outright as most of these households are likely to have had a mortgage and have paid it off.

Overall, the number of rented households in East Ayrshire decreased by 0.9% between 2011 and 2022, with a notable decrease in social housing. Nationally, rented households increased, but a decrease in social housing (2.1%) was also seen. Private renting increased by 28.9% in East Ayrshire, and also increased nationally.

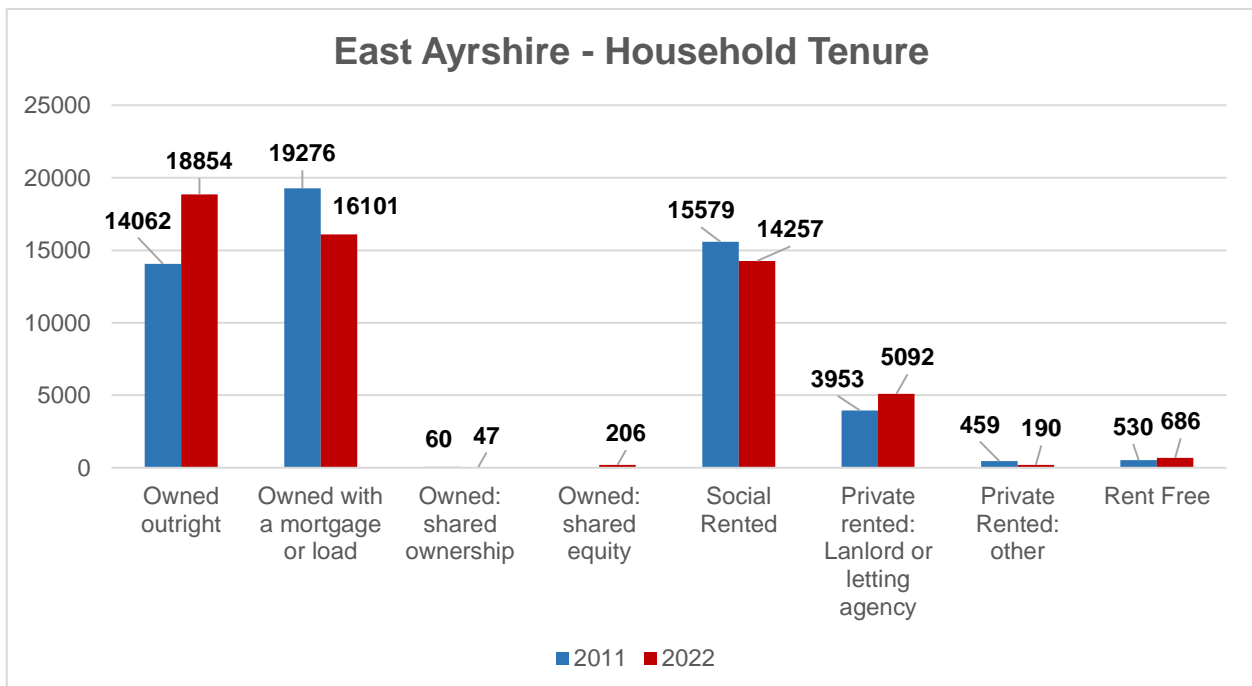


Figure 1: Household Tenure by owned or rented (Census 2011, Census 2022)

## Tenure: Age

In the census housing results, the age refers specifically to the household reference person (HRP) for each household, typically considered as the householder. In East Ayrshire, most outright ownership occurred in households with an HRP aged 65 and over, with 58.7% of homes in this category, up from 55% in 2011.

There was an increase in owned households in three of the four age brackets in East Ayrshire's 2022 census results. Ownership decreased by 24.3% in the 35-49 age group, which was also seen nationally.

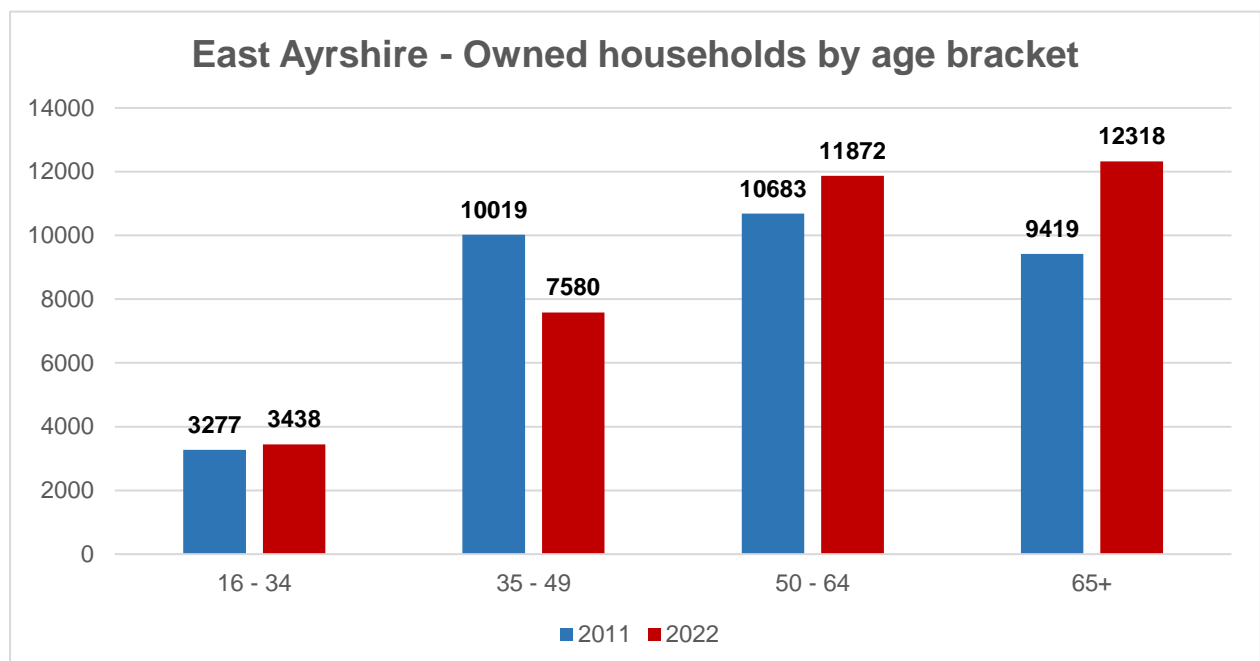


Figure 2: Owned households by Household Reference Person age bracket (Census 2011, Census 2022)

## Overcrowding and under-occupancy

The census measures household occupancy based on the number of people and bedrooms, assigning a rating of +1 if there is more than one bedroom than required, +2 for two or more extra bedrooms, and -1 or less if there are fewer bedrooms than needed. It is important to note that households may not consider themselves to be

overcrowded or under-occupied although the bedroom standard describes them as such.

In 2022, the majority of East Ayrshire’s households (75.5% or 41864 households) were under-occupied, a higher proportion than the national result of 70.3%. Only 1.7% were deemed to be overcrowded, compared to 2.4% nationally. The remaining 12608 households were deemed to have the exact numbers of bedrooms needed, known as the standard occupancy rating.

Figure 3 shows the quantity of households within each bedroom rating for the past two censuses, demonstrating most notably an increase in the number of households with a +1 occupancy rating in East Ayrshire.

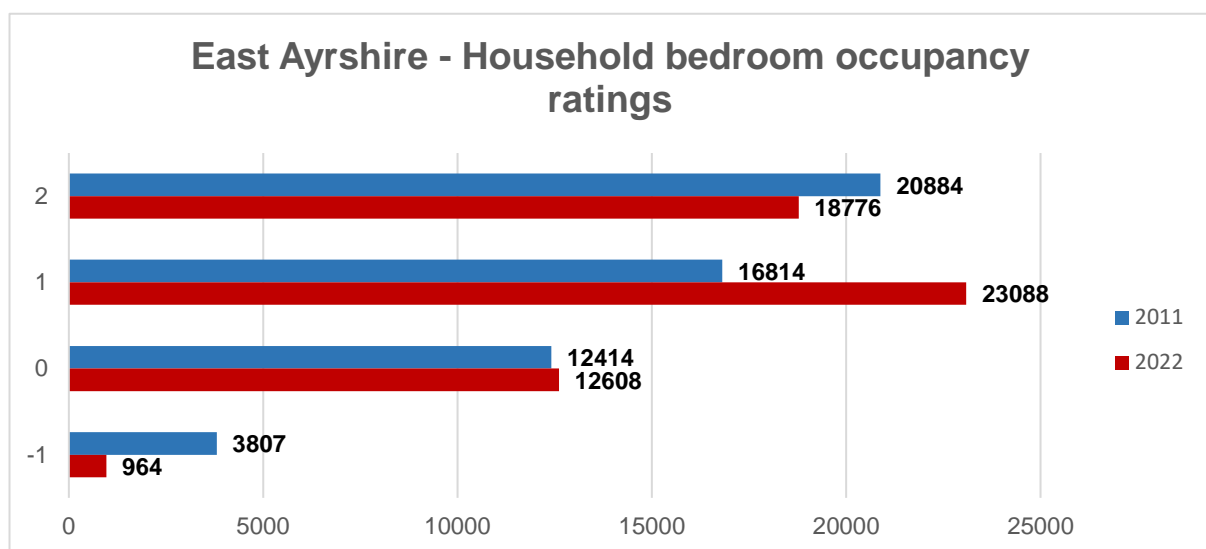


Figure 3: Number of households based on their bedroom occupancy ratings (Census 2011, Census 2022)

## Accommodation Type

According to East Ayrshire’s 2022 census results, the most common accommodation type was semi-detached housing, where 32.1% (17771) of households lived. This was followed by detached houses, homing 24.2% (13439) of households.

Around 21% of East Ayrshire households lived in flats or maisonettes, with the vast majority residing in purpose-built blocks or tenements. This accounted for 19.8% (10970) of all accommodation types.

Since 2011, there has been a 15.5% increase in detached households and a 6.3% increase in semi-detached. Households in purpose-built flats have decreased by 11.1%.

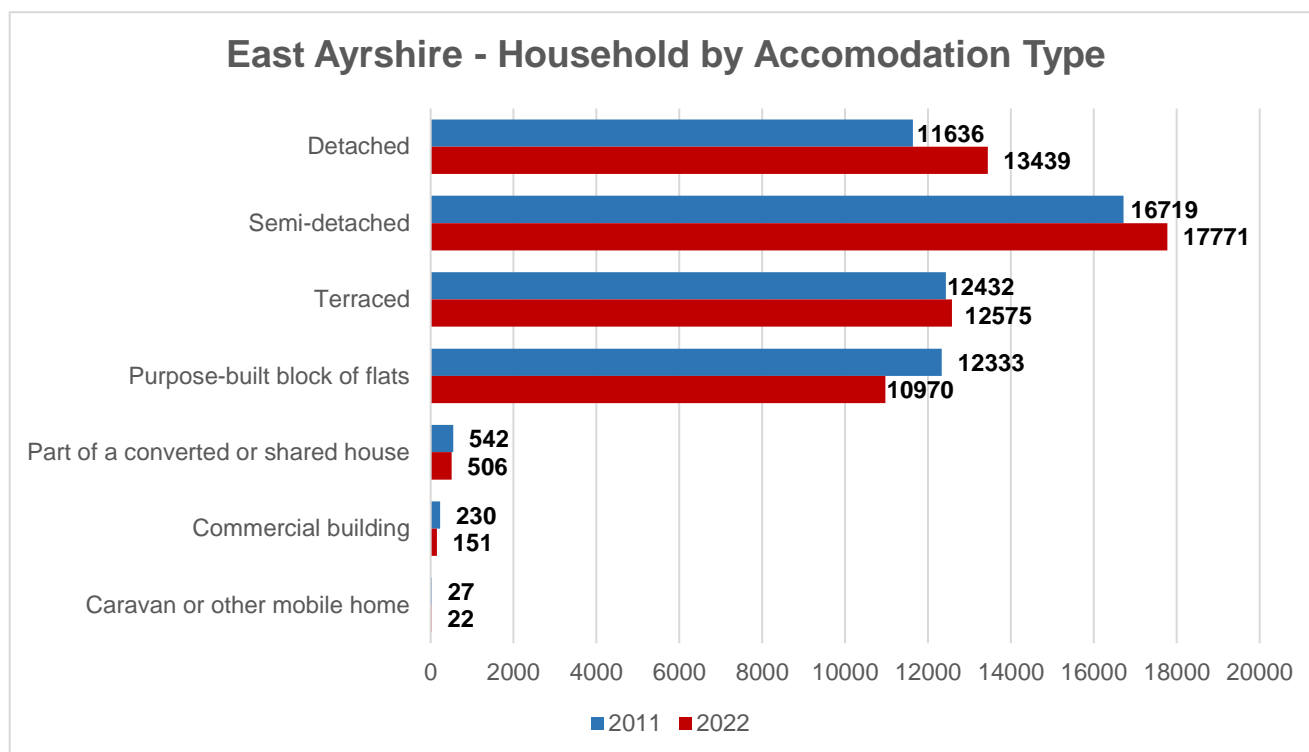
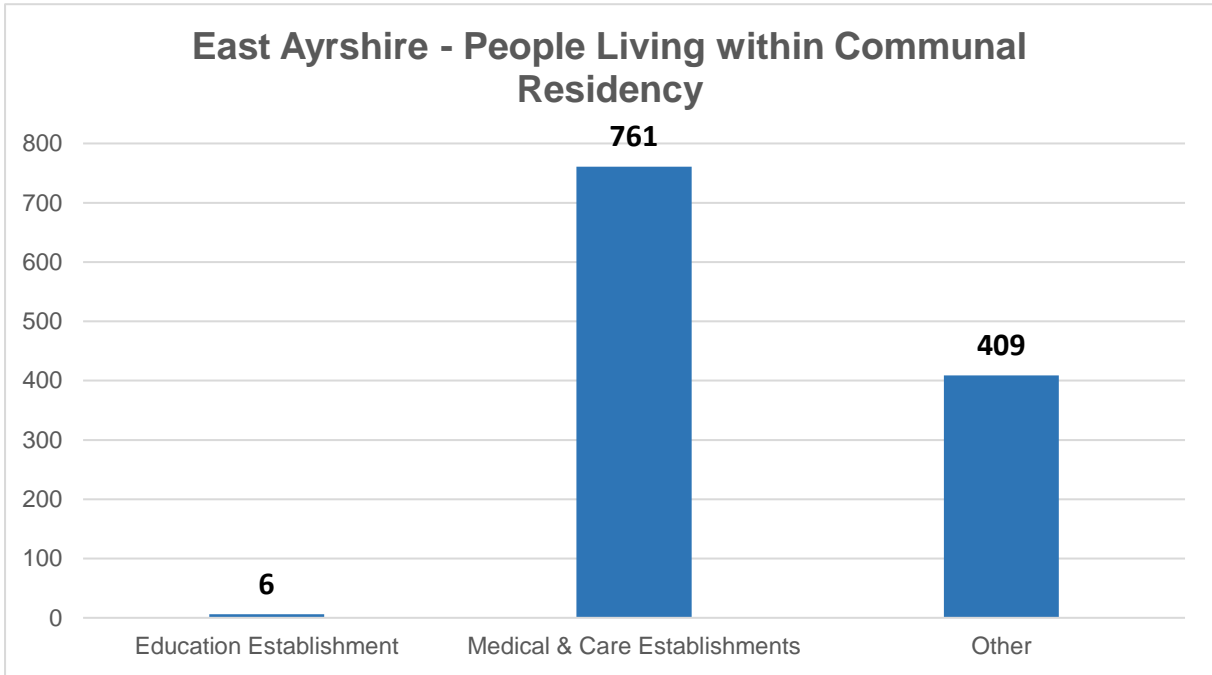


Figure 4: East Ayrshire households by accommodation type (Census 2011, Census 2022)

## Communal Establishments

In 2022, 1176 people lived in communal establishments in East Ayrshire. A small number (0.5%) resided in educational establishments, whilst the majority lived in Medical and Care establishments, which includes children’s homes. Of the Medical and Care population, 93.4% of people lived in nursing homes. The remaining 409 people were housed in other communal settings, the largest group (85.3%) of which lived in prisons.

The way in which people in communal establishments are counted has changed since 2011, hence no comparable data is available.



**Figure 5: The population living within communal residency (Census 2022)**



The insights from the 2022 Census on housing are crucial for shaping future housing policies and ensuring that East Ayrshire’s housing needs are met effectively.

For further information on this topic, please visit [Scotland’s Census](https://www.scotlandscensus.gov.uk/).

For questions around this data, please contact [kara.heron@east-ayrshire.gov.uk](mailto:kara.heron@east-ayrshire.gov.uk).

For questions around East Ayrshire’s work on Population and Demography, please contact [amy.fraser@east-ayrshire.gov.uk](mailto:amy.fraser@east-ayrshire.gov.uk).