

# Scotland's Census 2022

## East Ayrshire Results

Scotland's Census is the official count of the country's population, conducted every ten years by National Records of Scotland (NRS). It gathers detailed information about people living in Scotland, including their age, gender, ethnicity, education, employment and household composition. This data is used by government, councils and other organisations to plan services like health, education, housing, and transport, ensuring that resources are allocated based on population needs. It's a key source for understanding trends over time.

The most recent census in Scotland was held in 2022. The 2022 Census was originally scheduled for 2021; however it was postponed due to the Covid-19 Pandemic.

The Census took place between 28<sup>th</sup> February and 1<sup>st</sup> June 2022. The results of Scotland's Census offer a detailed and accurate snapshot of the Scottish nation.

Direct access to the Census results can be found at [Home | Scotland's Census \(scotlandscensus.gov.uk\)](https://www.scotlandscensus.gov.uk)

Data specifically relating to Demography & Migration in East Ayrshire can be accessed [here](#)

## Demography & Migration

### Households

In 2022, there were 55436 households with at least one usual resident in East Ayrshire, an increase of 1517 (2.8%) since the 2011 census. This is lower than the 5.8% increase seen across Scotland. Of these households, 35.5% were single-occupant homes, slightly lower than the national average of 37.1%.

Single person households have increased in East Ayrshire since 2011, growing by 14.8% (2530). Scotland has also seen an increase of 13%.

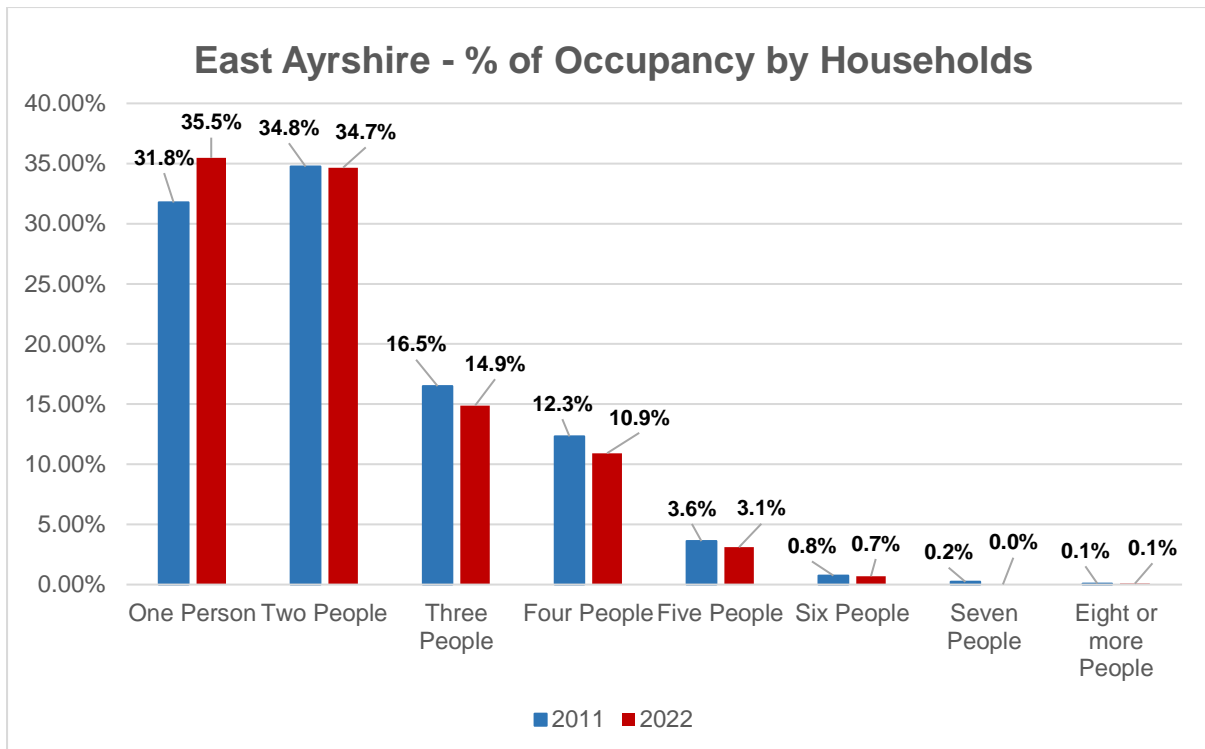


Figure 1 shows the percentage breakdown of occupancy within households across East Ayrshire.

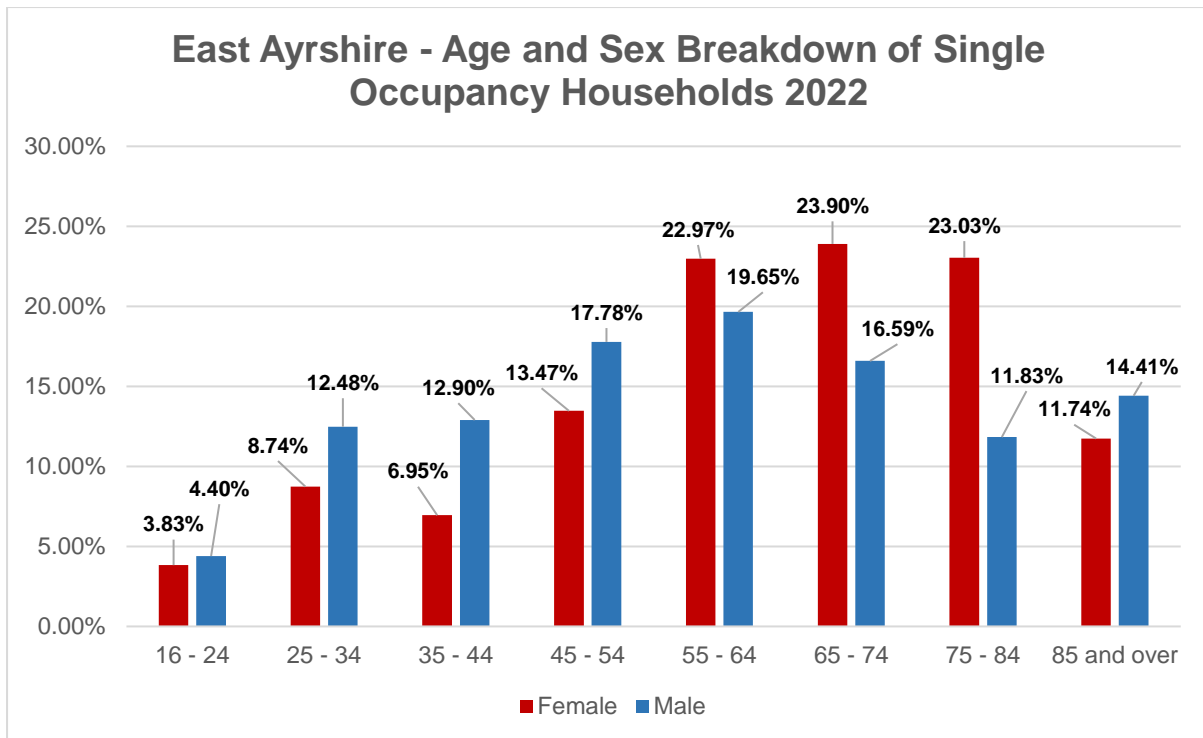
**Figure 1: Percentage of occupancy by households (Census 2011, Census 2022)**

## People Living Alone

In East Ayrshire, 28.28% (12,288) of those aged 55+ live alone, which is comparable to the national figure of 30.1%. This is an increase since 2011. According to the census, on average over 55s were as likely to live alone in 2022 as they were a decade earlier. So, the increase in number of older people living alone was driven by the increase in the overall number of older people since 2011.

Of those aged over 55 and living alone, over half were female (60.82%). This reflects the fact that in Scotland females have a higher life expectancy than males.

Figure 2 shows East Ayrshire's 2022 breakdown of the single occupancy household population by age and sex.



**Figure 2: Age and sex breakdown of Single Occupancy households in East Ayrshire (Census 2022)**

## Households with Dependent Children

The census includes more in-depth data about household composition, such as households with dependent children. Dependent children are defined as those living with their parent(s) who are under the age of 16 or aged 16-18, and in full-time education. Individuals who are 16–18 with a spouse, partner or child living in the household are not included.

In 2022, there were 13,580 households with dependent children in East Ayrshire, this is just under a quarter of all households (24.5%). This reflects the results in Scotland (23.5%). From 2011 to 2022, the number of dependent children decreased by 6% (1219), reflecting a broader decline of the younger age groups across Scotland.

The largest reduction in these households occurred in married or civil partnership families, though there were smaller decreases across all other family types.

## **Households with only Non-Dependent Children**

The census data also provides the number of households that have non-dependent children. Non-dependent children are defined as those living with their parent(s) ages 19 and over or aged 16 – 18 and not in full-time education. Children who have a spouse, partner or child living in the household are classed as non-dependent. Sometimes non-dependent children are referred to as adult children.

At the time of the 2022 Census, 6,328 households contained only non-dependent children in East Ayrshire, which accounts for 11.4% of all households. This is a decrease of 129 (4.26%) households since 2011. Since 2011 the amount of married or in civil partnership households with non-dependent children has decreased by 12.3%. However, non-dependent children who lived in cohabiting couples and lone parent households increased since 2011.

## **Lone parent family households**

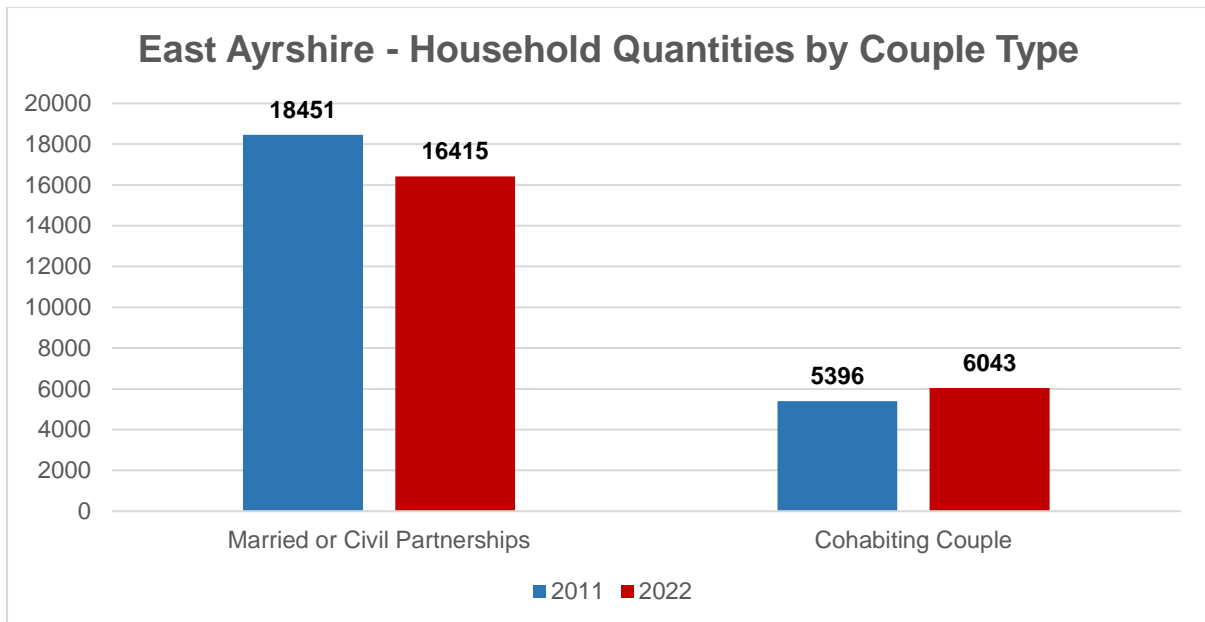
Lone parent families accounted for 11.2% of all households in East Ayrshire in 2022. This is similar to the Scottish average and represents a 4.2% decrease since 2011, slightly below the national decline of 6.9%.

## **Marriage, Civil Partnerships and Cohabiting Couples**

The number of households containing married couples has dropped by 11% in East Ayrshire, according to the 2022 Census results, and the number of households containing a couple who are cohabiting has increased (12%).

Nationally, the census shows a gradual shift from marriage or civil partnerships towards cohabiting. This reflects a gradual fall in the number of marriages in Scotland over the last 50 years.

Figure 3 demonstrates this change in household quantities by couple types, in East Ayrshire.

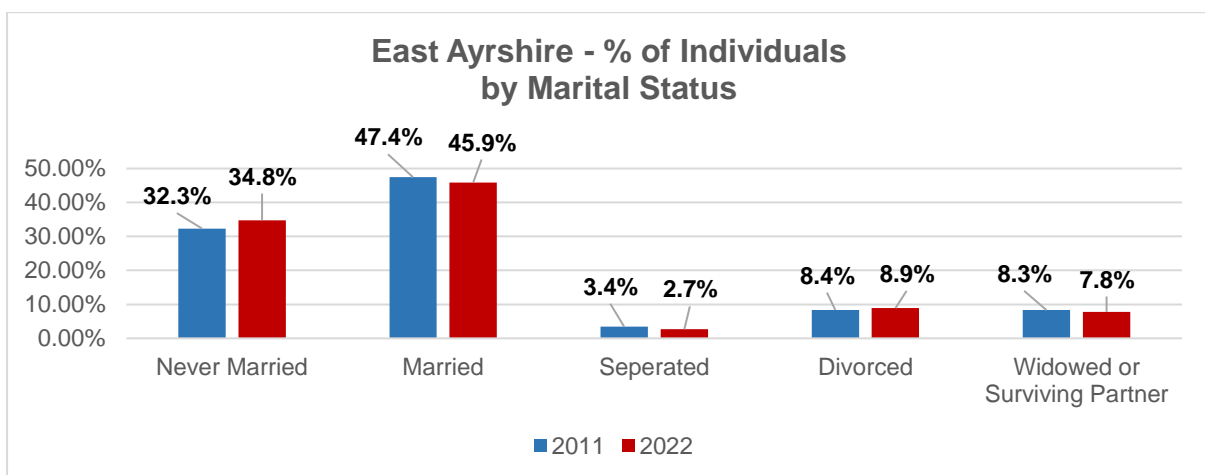


**Figure 3: Household quantities by couple type (Census 2011, Census 2022)**

## Marital Status

East Ayrshire’s census 2022 results demonstrate that the number of people who had never married increased by 34.8% (34,762), compared to 32.3% in 2011.

Meanwhile, the proportion of married individuals dropped from 47.4% in 2011 to 45.9% in 2022. The number of people aged over 16 who identified as widowed fell by 7.5%.



**Figure 4: Percentage of individuals (16+) by marital status (Census 2011, Census 2022)**

## Migration

The census provides data on people residing in Scotland at the time of completion but does not fully capture migration flow between census periods. For more detailed migration data, please visit [National Records of Scotland](#). NRS publish updated datasets yearly, which show the flow of migration at Local Authority level.

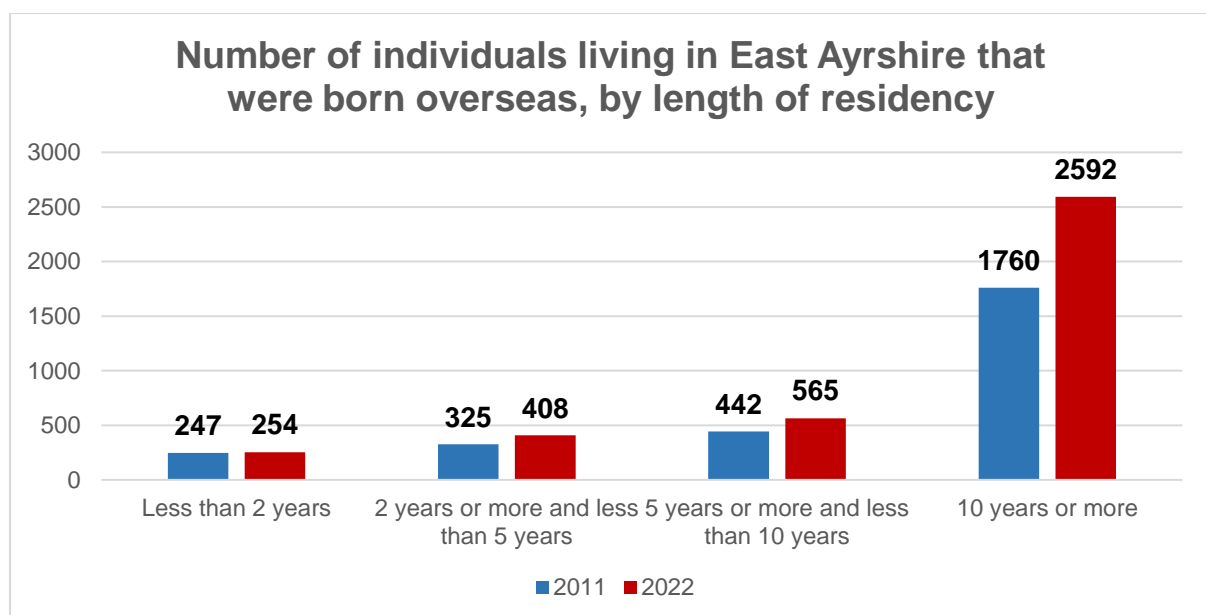
Between 2011 and 2022, East Ayrshire's population decreased by 2% (2443 people). However, the number of people moving to East Ayrshire from outside of Scotland increased by 18.4% (1914 people).

## Length of Time Living In the UK

The Census provides information about individuals who were born overseas, including the country they were born in and when they moved to the UK.

According to the 2022 national census results, 49.8% of people born overseas had been living in the UK for 10 years or more, an increase from 47.3% in 2011.

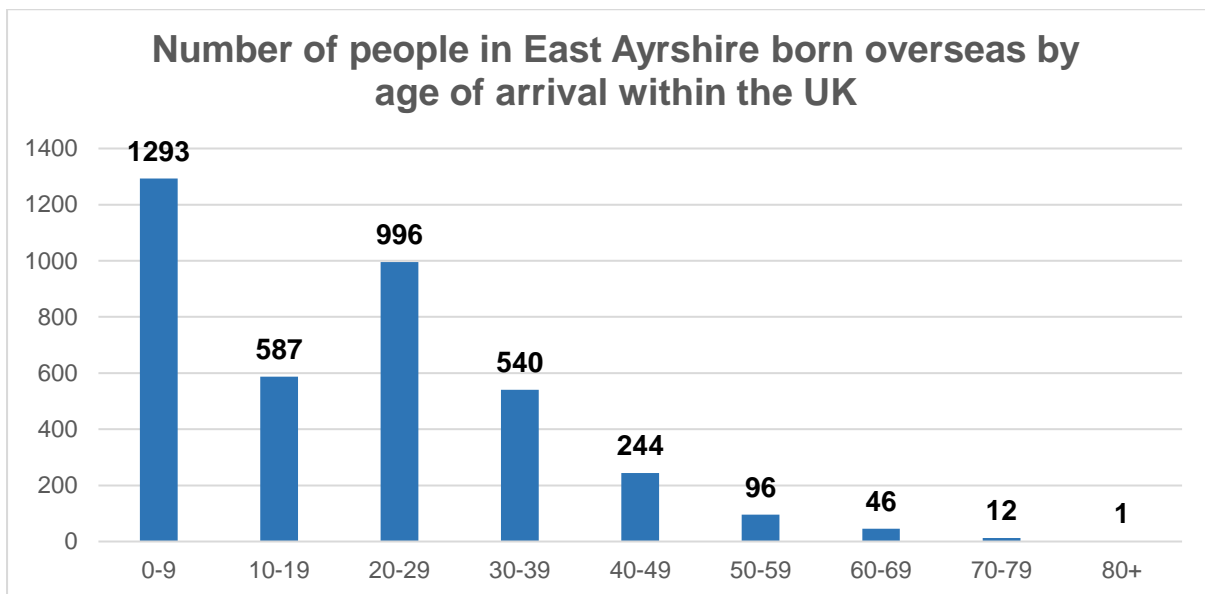
In East Ayrshire, the population of non-UK born residents grew since 2011, with a 47.3% increase in those living in the UK for more than 10 years.



**Figure 5: Number of individuals living within East Ayrshire who were born overseas by their length of residency within the UK (Census 2011, Census 2022)**

## Age of Arrival in the UK

The ages of people when they arrive in the UK varies within East Ayrshire. According to the census results, the largest group of overseas arrivals to East Ayrshire were children aged 9 and under, accounting for 33.9% (1293) of all arrivals. The second largest group was adults aged 20-29, making up 26.1% (996) of arrivals.



**Figure 8: Number of people in East Ayrshire born overseas by age of arrival within the UK (Census 2022)**

This detailed census data demography and migration is crucial for East Ayrshire to make informed decisions, allocate resources effectively, and plan for the evolving needs of our community.

For further information on this topic, please visit [Scotland's Census](#).

For questions around this data, please contact [kara.heron@east-ayrshire.gov.uk](mailto:kara.heron@east-ayrshire.gov.uk).

For questions around East Ayrshire's work on Population and Demography, please contact [amy.fraser@east-ayrshire.gov.uk](mailto:amy.fraser@east-ayrshire.gov.uk).