

# Scotland's Census 2022

## East Ayrshire Results

Scotland's Census is the official count of the country's population, conducted every ten years by National Records of Scotland (NRS). It gathers detailed information about people living in Scotland, including their age, gender, ethnicity, education, employment and household composition. This data is used by government, councils and other organisations to plan services like health, education, housing, and transport, ensuring that resources are allocated based on population needs. It's a key source for understanding trends over time.

The most recent census in Scotland was held in 2022. The 2022 Census was originally scheduled for 2021; however it was postponed due to the Covid-19 Pandemic.

The Census took place between 28<sup>th</sup> February and 1<sup>st</sup> June 2022. The results of Scotland's Census offer a detailed and accurate snapshot of the Scottish nation.

**Direct access to the Census results can be found at [Home | Scotland's Census \(scotlandscensus.gov.uk\)](https://www.scotlandscensus.gov.uk)**

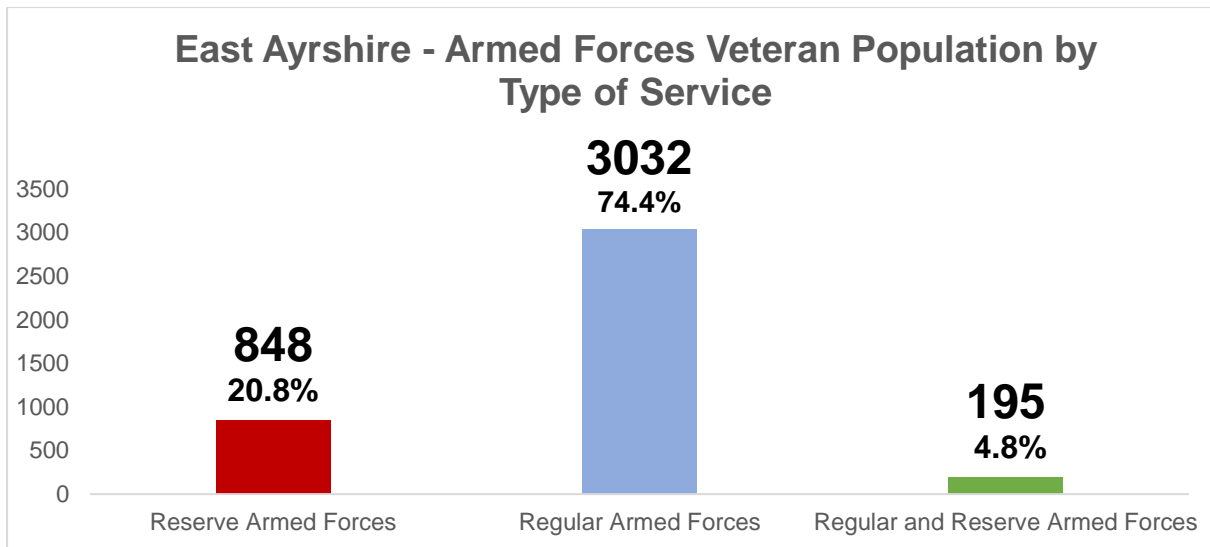
**Data Specifically relating to Armed Forces in East Ayrshire can be accessed [here](#)**

## Armed Forces Veterans

### Veterans in East Ayrshire

The questions on UK Armed Forces veterans were introduced for the first time in the 2022 census. As a result, there are no comparisons to previous census releases.

The inclusion of data about UK Armed Forces offers valuable insights for government agencies, charities, and service providers to support veterans and their families.



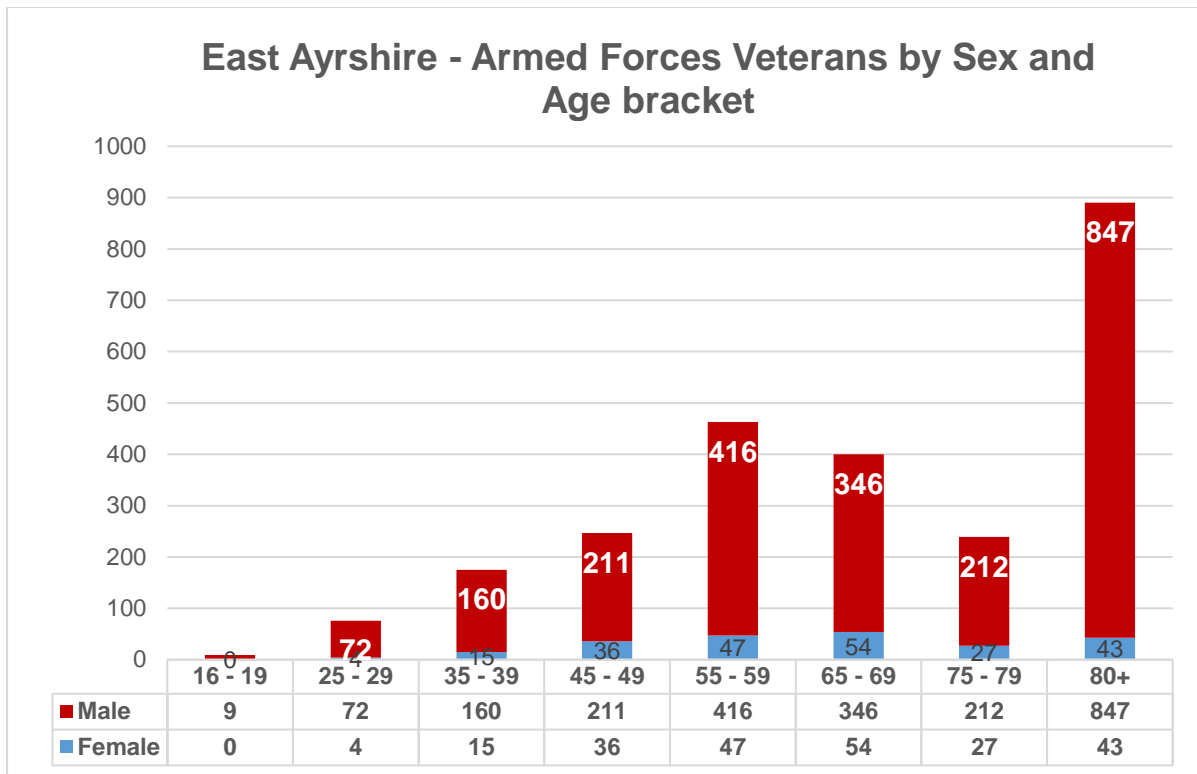
**Figure 1: Armed Forces Veteran Population by Type of Service (Census 2022)**

In East Ayrshire, 4,076 individuals, representing 4.1% of the population over 16, have previously served in the UK Armed Forces. Of the 55436 households in East Ayrshire, 7% (3876) contain at least one UK Armed Forces Veteran. The data distinguishes between those who served in the Reserve Forces, Regular Forces, or both. Of the veteran population in East Ayrshire, 74.4% served in the Regular Armed Forces, 20.8% had served in the Reserve Armed Forces and 4.8% had served in both.

## Age and Sex

In East Ayrshire, veterans represent 7.59% of males and 0.84% of females over the age of 16. Of the 4076 veterans, 89.3% are male and 10.7% are female.

The largest group of veterans in East Ayrshire are those aged 80 and older (890 people), followed by those aged 55-59 (463 people). Those aged 55 and over represent 48.9% of the total veteran population in East Ayrshire, reflecting periods of significant military service, including the era of National Service (1939-1960).

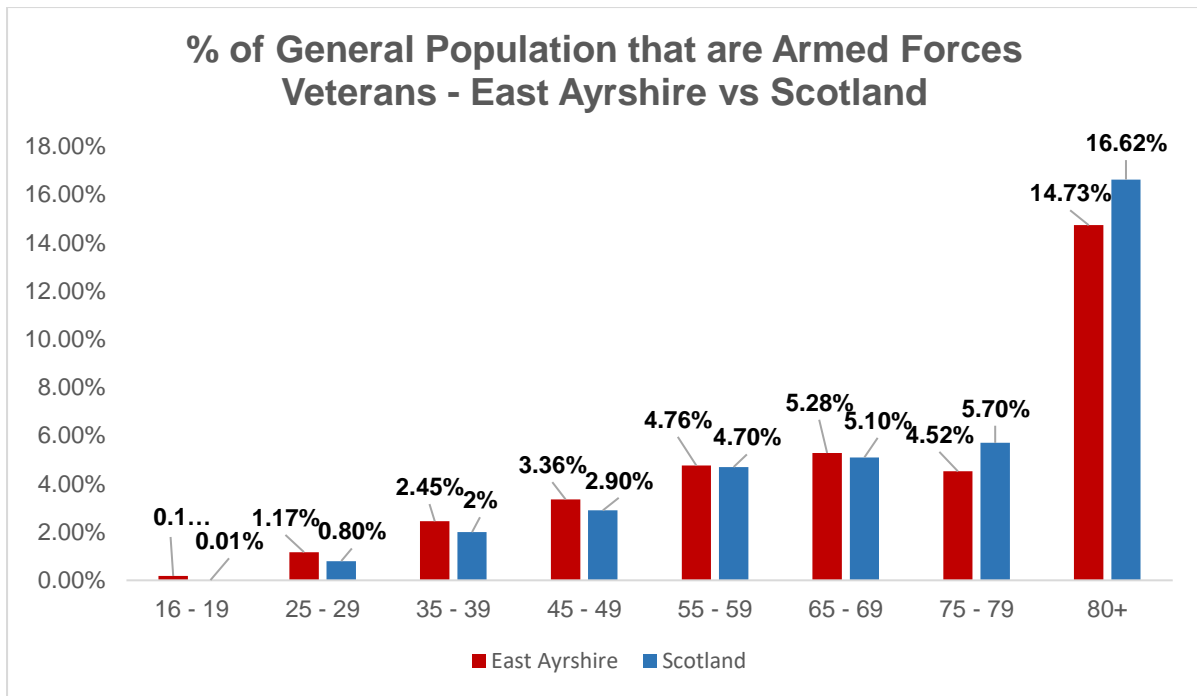


**Figure 2: Armed Forces Veterans by Sex and Age Bracket**

## Comparison with National Data

Of the total over 16 population in Scotland (4.5 million), 3.9% identified as an Armed Forces veteran. 11.7% of the national veteran population were female and 88.3% were male. Of the 2.5 million households in Scotland, 6.7% contained at least one Armed Forces veteran.

Whilst East Ayrshire’s veteran population trends similarly to national figures, there are some differences. For example, the percentage of veterans aged 75-79 and aged 80+ in East Ayrshire is lower than in Scotland.



**Figure 3: Percentage of general population that are Armed Forces veterans (Census 2022)**

The 2022 census provides valuable insights into the veteran population in East Ayrshire, helping to shape future support efforts for this important demographic.

For further information on this topic, please visit [Scotland's Census](https://www.scotlandscensus.gov.uk/).

For questions around this data, please contact [kara.heron@east-ayrshire.gov.uk](mailto:kara.heron@east-ayrshire.gov.uk).

For questions around East Ayrshire's work on Population and Demography, please contact [amy.fraser@east-ayrshire.gov.uk](mailto:amy.fraser@east-ayrshire.gov.uk).